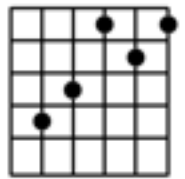
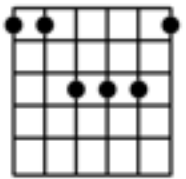
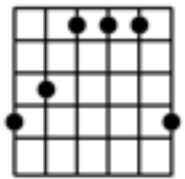
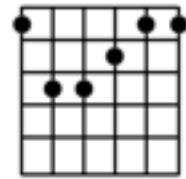
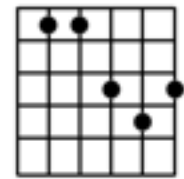
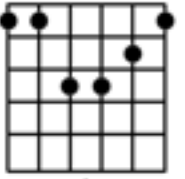
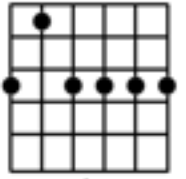
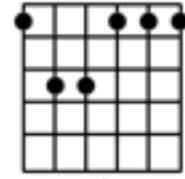
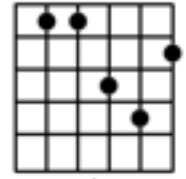
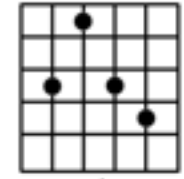
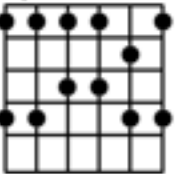
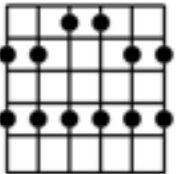
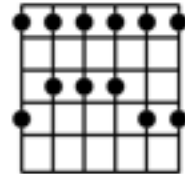
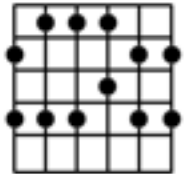
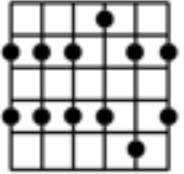


The One-Page Bible

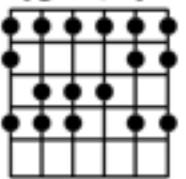
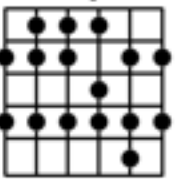
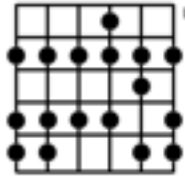
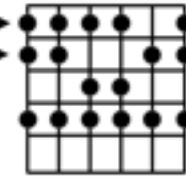
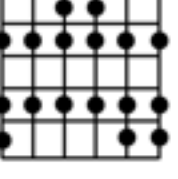
for HighCountryGuitar.com and the Peak Guitar iPad app

CAGED Shapes and pentatonic scales

The shapes in each vertical column occur together in the same position on the neck.

CAGED Shapes (major)	<p>CAGED "C" Shape</p> 	<p>CAGED "A" Shape</p> 	<p>CAGED "G" Shape</p> 	<p>CAGED "E" Shape</p> 	<p>CAGED "D" Shape</p> 
CAGED Shapes (relative minor)	<p>CAGED "Am" Shape</p> 	<p>CAGED "F#m7" Shape</p> 	<p>CAGED "Em" Shape</p> 	<p>CAGED "Dm" Shape</p> 	<p>CAGED "Bm7" Shape</p> 
CAGED Shapes (pentatonic)	<p>"C/Am shape" pentatonic</p> 	<p>"A/F#m7 shape" pentatonic</p> 	<p>"G/Em shape" pentatonic</p> 	<p>"E/Dm shape" pentatonic</p> 	<p>"D/Bm7 shape" pentatonic</p> 

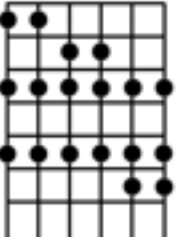
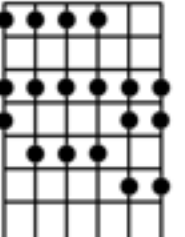
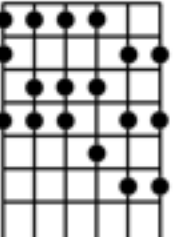
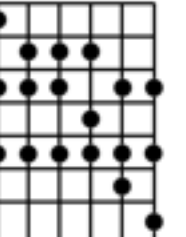
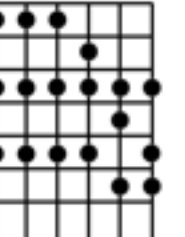

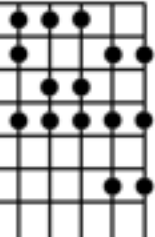
5 "Modal" Fingerings for the Modes

Phrygian	<p>Phrygian/Lydian</p> 	<p>Mixolydian</p> 	<p>Aeolian</p> 	Locrian	<p>Locrian/Ionian</p> 	<p>Dorian</p> 
Lydian				Ionian		

Note: It will be the Phrygian mode if you start on the first (lowest) note of the fingering, and it will be the Lydian mode if you start on the second note of the fingering.

Note: It will be the Locrian mode if you start on the first (lowest) note of the fingering, and it will be the Ionian mode if you start on the second note of the fingering.

7 "Horizontal" Fingerings for the Modes

<p>Ionian</p> 	<p>Dorian</p> 	<p>Phrygian</p> 	<p>Lydian</p> 	<p>Mixolydian</p> 	<p>Aeolian</p> 	<p>Locrian</p> 
--	---	---	---	--	--	--